



Healthcare IT Update

Harris Williams | Q3 2022

Perspectives on Healthcare IT

Patient-Facing Solutions



Solutions aimed at supporting healthcare consumers directly and through payer/provider systems

Payer & Provider Solutions Consumer Solutions

Select Market Participants



Key Trends

- Ongoing evolution from patient outreach to engagement and experience enhancement across the continuum of care
- Patient engagement vendors are aiming to amplify clinical impact by delivering content that enables patients to play active roles in their own healthcare

Care Delivery



Solutions designed to optimize patient treatment and provider organizations

Operational Efficiency Inpatient – Clinical
Outpatient – Clinical Post-Acute – Clinical

Select Market Participants



Key Trends

- Ongoing transition to value-based care has increased pressure on hospital and health system margins
- Permanent changes to reimbursement rates and CMS regulations, coupled with patient demand for convenience, have positioned telehealth as a sustainable care delivery method for the future

Pharma & Devices



Solutions to aid in the distribution and delivery of medicine

Research, Development, and Safety Go-to-Market Tools

Select Market Participants



Key Trends

- Challenges arising in market access, go-to-market, and clinical trial enrollment due to convergence of clinical and commercial objectives and the paradigm shift toward specialty drugs
- Decentralized clinical trials have enabled greater data insights through the course of a trial but have not eliminated the need for in-person evaluation

Revenue Cycle Management



Solutions to drive improvement in payment measurement and collection within payer and provider organizations

Payer and Risk-Bearing Entity Solutions Provider Solutions

Select Market Participants



Key Trends

- Provider adoption of patient-pay modules increasing as integration deepens within the RCM ecosystem
- Consistent scope expansion as mid-cycle software providers look to move upstream and front-end vendors seek to move into mid-cycle and payments

Population Health & Risk Management



Solutions to more effectively treat patient member populations and manage overall provider systems

Population Analytics Care Coordination
Data Control PHM Informatics

Select Market Participants



Key Trends

- Despite recent CMS rules, lack of interoperability across EMRs remains a barrier to uniformly aggregating patient data to consolidate longitudinal records
- The rapid rise of Medicare Advantage plans and commercial, value-based arrangements underpins demand for sophisticated care management solutions that can close gaps in care

What We're Reading

As API Adoption in Healthcare Skyrockets, Cybersecurity Risks Follow

Healthcare IT Security

Cybersecurity risks for the healthcare sector are growing rapidly as the adoption of Application Programming Interface (API) within the industry is becoming more common. APIs creates vulnerability for increased cyber events that could be extremely costly to an organization, but upfront investments in properly securing APIs could decrease these losses and protect health data.

Read the full article [here](#).

The 'Firefighting Mentality' in Hospitals Has to Go, Healthcare Leader Says

Becker's Hospital Review

COVID-19's impacts are continually weighing on the healthcare system, and a system-based approach can be leveraged to solve industrywide issues around staffing, optimizing access to care, and ensuring efficient hospital supply chain management. Integrating both automation and performance-based care delivery technologies is key to improving healthcare IT infrastructure.

Read the full article [here](#).

Assessing the Success of Internet-Based Cognitive Behavioral Therapy

Healthcare IT News

Internet-based CBT is the digital delivery of psychological treatment centered on mental health issues. Recent studies show the success of this treatment, specifically with patients with mild anxiety or depression. With the ongoing mental health crisis, internet-based CBT provides a more accessible and effective form of support for people and can help combat the increased demand for healthcare providers' services.

Read the full article [here](#).

Value-Based Care Creating a New Era of Interoperability

Healthcare Finance News

The transition to value-based care has caused a shift in the standards applied to data exchange and has decreased the chance of redundancy, administrative waste, and obstacles to patient access. With the use of APIs, sharing information between payers, providers, and patients has become a more efficient, accurate, and integrated process – the goal of interoperability.

Read the full article [here](#).

Recent Harris Williams Technology / HCIT Content

- Industry Update: Outsourced Pharma Services & Pharma Tech



[Link to Read](#)

- Finding Value in Healthcare – Featuring Dan Linsalata



[Link to Read](#)

- Sector Spotlight: Healthcare IT/Healthcare Information Management Systems



[Link to Read](#)

Select Q2 2022 Healthcare IT Transactions

R1's acquisition of Cloudmed

cloudmed

Target

R1

Buyer

6/21/2022
EV: \$4.0B
EV / LTM Revenue: NPI
EV / LTM EBITDA: NPI

- Cloudmed is a provider of technology-enabled revenue recovery catering to hospitals and health care systems
- This transaction accelerates R1's strategy to build a highly scalable, flexible, and integrated platform for the revenue cycle and consumer engagement in healthcare

ResMed's pending acquisition of MediFox

MEDIFOX

Target

ResMed

Buyer

Announced: 6/14/2022
EV: \$1B
EV / LTM Revenue: NPI
EV / LTM EBITDA: NPI

- MediFox is a provider of enterprise system software for outpatient care services, inpatient care facilities, and therapeutic practices in Germany
- MediFox will integrate into ResMed's out-of-hospital SaaS business segment, expanding its solutions portfolio into outpatient therapy and will expand market share in Europe

Linden's pending acquisition of Aspirion

aspirion

Target

LINDEN

Buyer

Announced: 6/21/2022
EV: NPI
EV / LTM Revenue: NPI
EV / LTM EBITDA: NPI

- Aspirion is a leading healthcare RCM provider across complex claims and revenue integrity
- With this investment, Aspirion can leverage Linden's deep healthcare experience, relationships, and strategic support to execute its value creation plan and better serve its clients

Oracle's acquisition of Cerner Corporation

Cerner

Target

ORACLE

Buyer

6/8/2022
EV: \$29.4B
EV / LTM Revenue: 5.1x
EV / LTM EBITDA: 20.1x

- Cerner Corporation is one of the top global EMR vendors
- This acquisition will accelerate the healthcare industry's shift into the cloud hosting environment and make Cerner's broad suite of clinical and administrative solutions available to additional providers

Telus' pending acquisition of LifeWorks

LifeWorks

Target

TELUS

Buyer

Announced: 6/16/2022
EV: \$2.24B
EV / LTM Revenue: NPI
EV / LTM EBITDA: NPI

- LifeWorks is a provider of technology-enabled solutions that help clients support the total well-being of their people and build organizational resiliency
- In this deal, Telus will combine LifeWorks with its Telus Health unit to address the rising demand for mental health services from employers globally

Aquiline Capital's acquisition of Planet DDS

planet
DDS

Target

AQUILINE
CAPITAL PARTNERS LLC

Buyer

Announced: 6/1/2022
EV: NPI
EV / LTM Revenue: NPI
EV / LTM EBITDA: NPI

- Planet DDS is a leading provider of cloud-based software solutions for dental practices in North America
- Aquiline Capital's investment will allow Planet DDS to continue growing its highly scalable platform, which is well positioned to meet the increasing demand for cloud-based dental practice management software and patient engagement solutions

Healthcare IT Public Company Trended Stock Performance¹

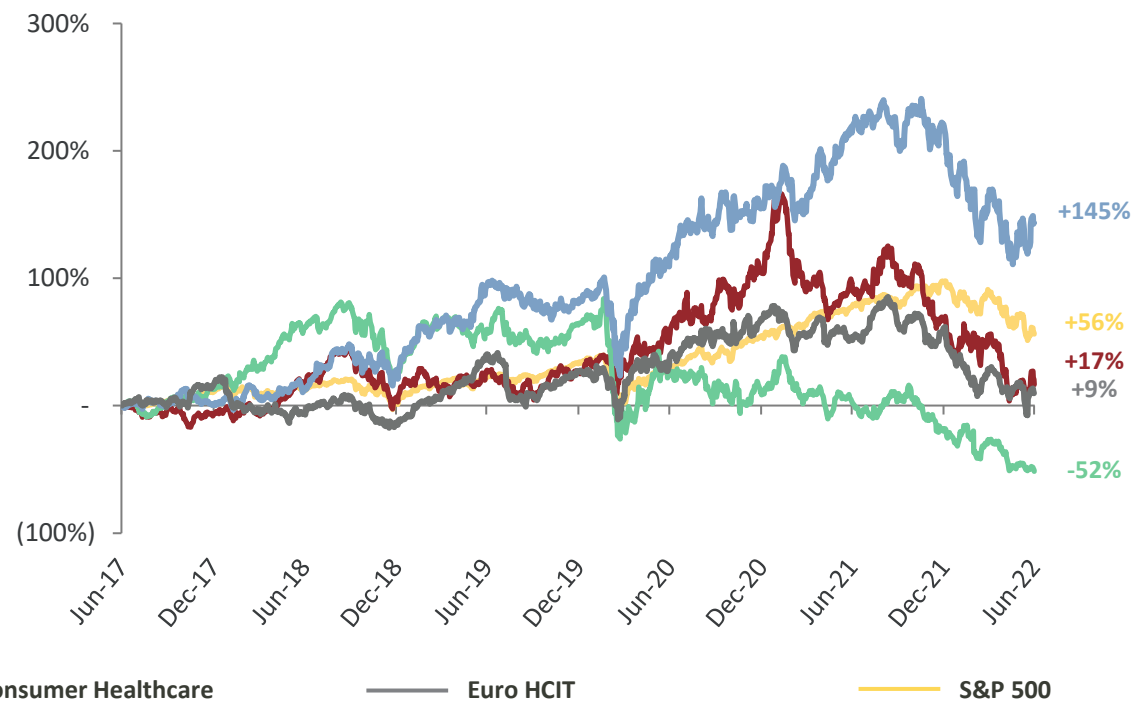
Public Company Stock Performance – Last 12 Months

Indexed Stock Price Performance for the Period June 2021 – June 2022



Public Company Stock Performance – 5 Years

Indexed Stock Price Performance for the Period June 2017 – June 2022



Clinical & Administrative

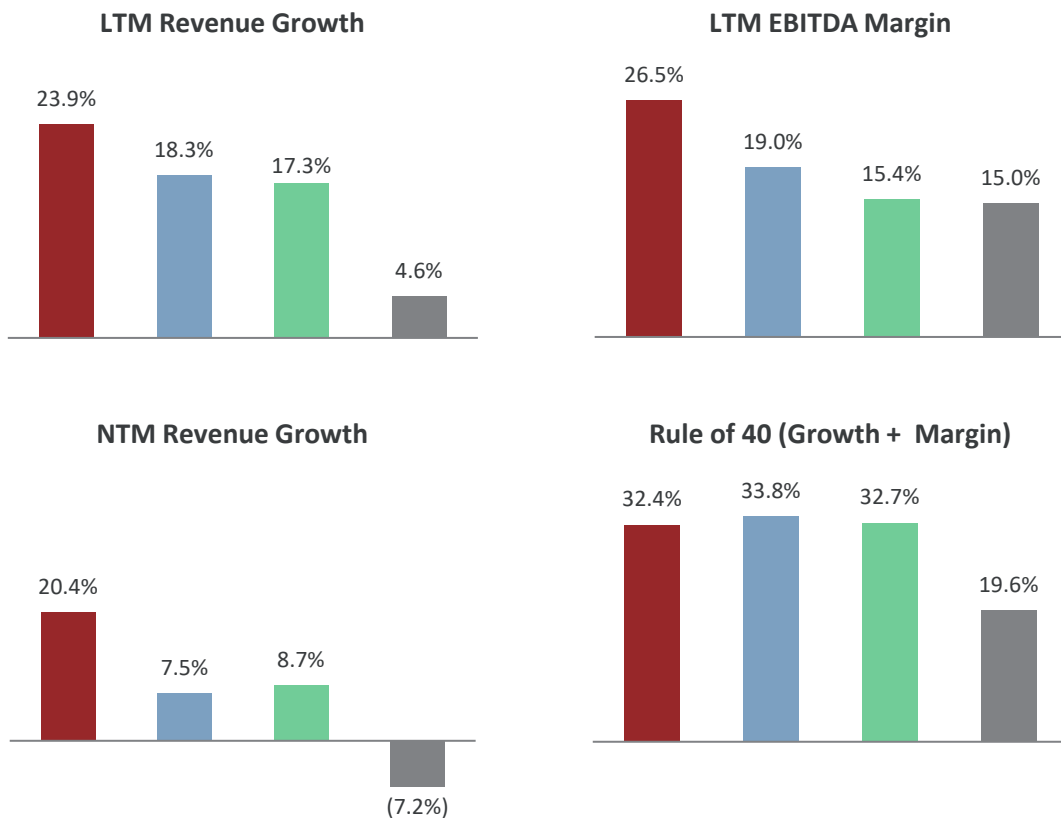
Pharma IT

Consumer Healthcare

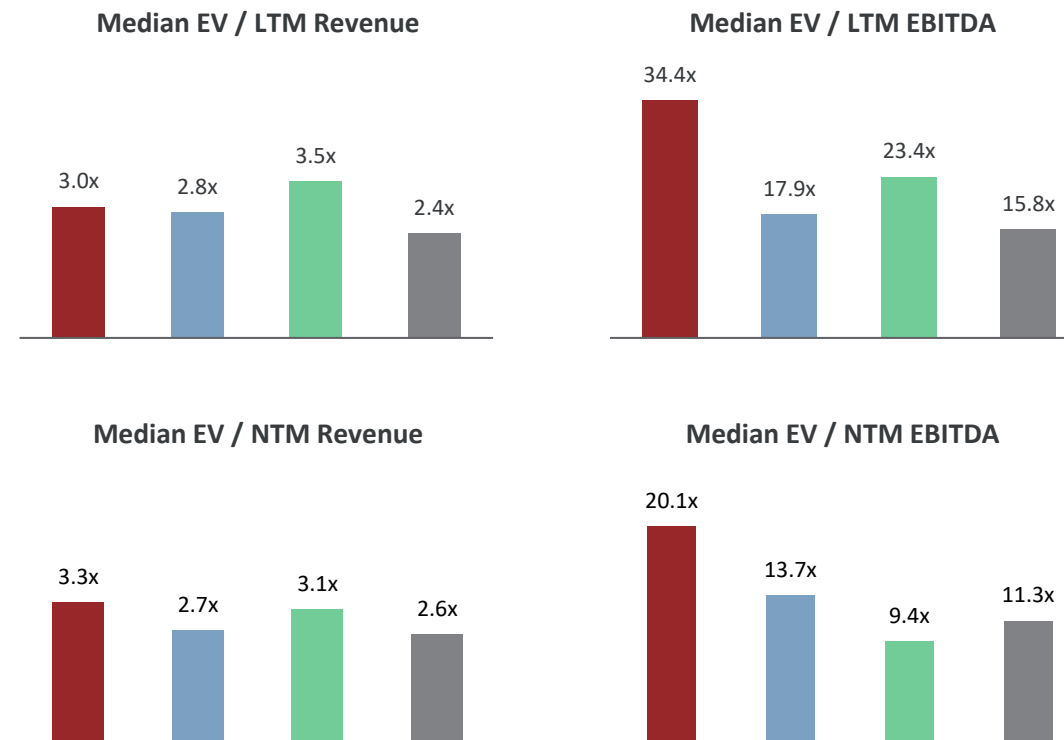
Euro HCIT

Healthcare IT Public Company Operating and Valuation Metrics¹

Public Company – Operating Metrics



Public Company – Valuation Metrics



Clinical & Administrative

Pharma IT

Consumer Healthcare

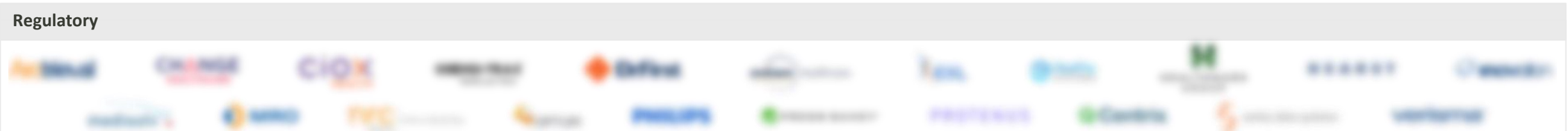

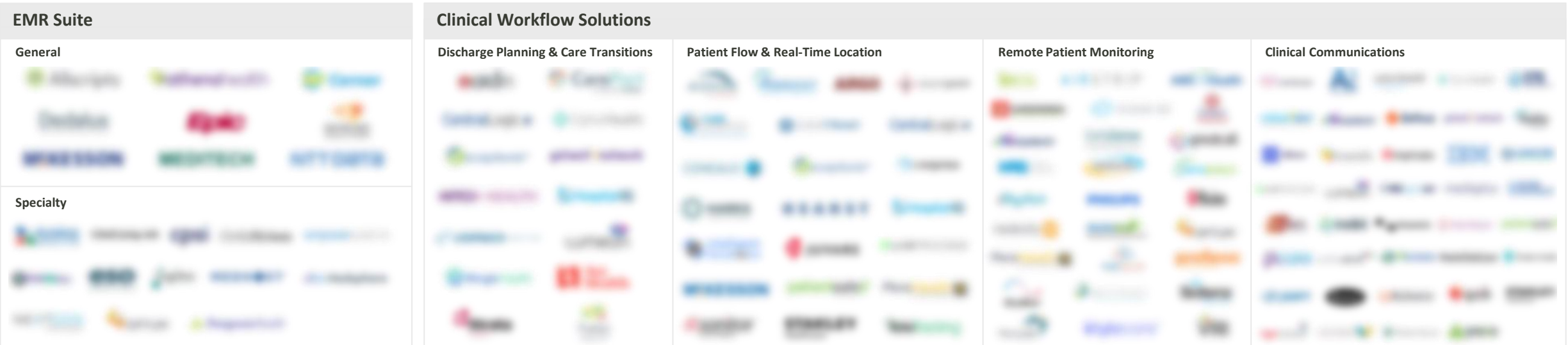
Euro HCIT

Care Delivery Market Landscape

To view full market map please contact:

hwtech_HCIT@harriswilliams.com

Inpatient & Clinical



Harris Williams: At a Glance



- **30 years** and thousands of deals closed
- **70%** of revenue from repeat clients
- **100%** of revenue from M&A advisory
- **8** offices across the U.S. and Europe
- **10** industry groups with deep sector expertise

Technology Coverage Areas

- Application Software
- Infrastructure & Security Software
- IT & Managed Services

Sector Coverage Areas

- Architecture, Engineering, & Construction
- Compliance
- eCommerce & Retail
- Education
- Government & Public Sector
- Healthcare
- Human Capital Management
- Industrial
- Office-of-the-CFO
- Pharma
- Legal
- Supply Chain & Logistics
- Real Estate & Property Tech

Thematic Focus Areas

- SaaS / Cloud
- Integrated Payments
- Digital Transformation
- AI / Machine Learning

Technology Group Contacts

Dan Linsalata

Managing Director

dlinsalata@harriswilliams.com

(617) 654-2122

Ryan Costa

Director

costa@harriswilliams.com

(617) 654-2120

Thierry Monjauze

Head of Technology Group

Managing Director

tmonjauze@harriswilliams.com

+44 20 7518 8901

Mat Tsui

Director

mtsui@harriswilliams.com

+44 20 7518 8926

HCLS Group Contacts

Geoff Smith

Co-Head of HCLS Group

Managing Director

gsmith@harriswilliams.com

(804) 648-0072

Chears Porter

Co-Head of HCLS Group























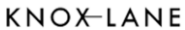


















Managing Director

cporter@harriswilliams.com

(804) 648-0072

Harris Williams: Healthcare IT Experience

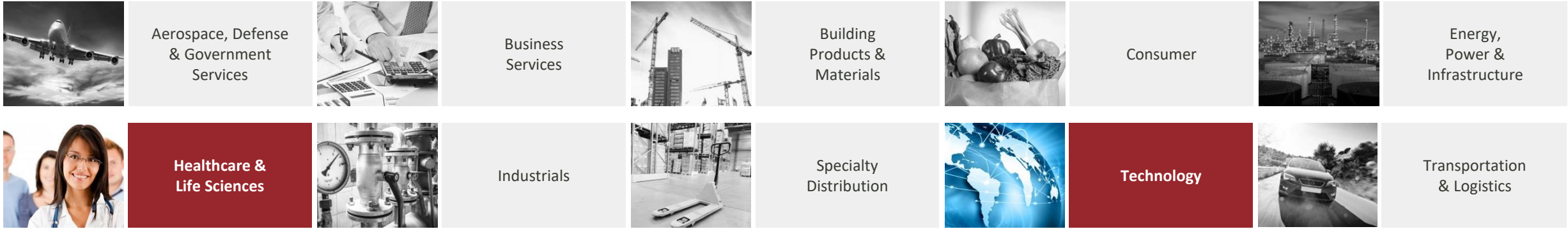
Select Healthcare IT Transaction Experience

 has recapitalized 	Morgan Stanley CAPITAL PARTNERS has acquired 	medicalknowledgegroup. a portfolio company of  has been acquired by 	 a portfolio company of  has been acquired by  	 CAPITAL PARTNERS LLC has invested in 	 Transaction Data Systems has been acquired by 	 has acquired  a portfolio company of 	 INTERNATIONAL SPORTS SCIENCES ASSOCIATION has been acquired by 	 has acquired 	 has been acquired by 
 has made a strategic investment in 	 Smarter Decisions. Smarter Healthcare. has been acquired by 	 has been acquired by 	 HEALTH CONTRACTING SOLUTIONS PREFERRED PARTNER has been acquired by 	 has acquired 	medicalknowledgegroup. has been recapitalized by 	 Behavioral Healthcare Software has received an investment from 	 has been acquired by 	 Predictive. Proven. Personal. has been acquired by 	 has been acquired by 

Harris Williams: Capabilities and Locations



Harris Williams has a broad range of industry expertise, which creates powerful opportunities. Our clients benefit from our deep sector experience, integrated industry intelligence and collaboration across the firm, and our commitment to learning what makes them unique. For more information, visit our website at www.harriswilliams.com.



Office Locations

United States

Boston

One International Place
Suite 2620
Boston, Massachusetts 02110
Phone: +1 (617) 482-7501

Minneapolis

222 South 9th Street
Suite 3350
Minneapolis, Minnesota 55402
Phone: +1 (612) 359-2700

San Francisco

One Market Plaza, Steuart Tower
11th Floor
San Francisco, California 94105
Phone: +1 (415) 288-4260

Cleveland

1900 East 9th Street
25th Floor
Cleveland, Ohio 44114
Phone: +1 (216) 689-2400

Richmond

1001 Haxall Point
9th Floor
Richmond, Virginia 23219
Phone: +1 (804) 648-0072

Washington, D.C.

800 17th St. NW
2nd Floor
Washington, D.C. 20006
Phone: +1 (202) 207-2300

Europe

Frankfurt

Bockenheimer Landstrasse 33-35
60325 Frankfurt
Germany
Phone: +49 069 3650638 00

London

25 Savile Row
4th Floor
London, England W1S 2ER
Phone: +44 20 7518 8900

Sources and Disclosures

Sources

1. S&P Capital IQ
2. Pitchbook

Disclosures and Disclaimers

Harris Williams LLC is a registered broker-dealer and member of FINRA and SIPC. Harris Williams & Co. Ltd is a private limited company incorporated under English law with its registered office at 8th Floor, 20 Farringdon Street, London EC4A 4AB, UK, registered with the Registrar of Companies for England and Wales (registration number 07078852). Harris Williams & Co. Ltd is authorized and regulated by the Financial Conduct Authority. Harris Williams & Co. Corporate Finance Advisors GmbH is registered in the commercial register of the local court of Frankfurt am Main, Germany, under HRB 107540. The registered address is Bockenheimer Landstrasse 33-35, 60325 Frankfurt am Main, Germany (email address: hwgermany@harriswilliams.com). Geschäftsführer/Directors: Jeffery H. Perkins, Paul Poggi. (VAT No. DE321666994). Harris Williams is a trade name under which Harris Williams LLC, Harris Williams & Co. Ltd and Harris Williams & Co. Corporate Finance Advisors GmbH conduct business.

Investment banking services are provided by Harris Williams LLC (“Harris Williams”). Harris Williams is a registered broker-dealer and member of FINRA and SIPC. Harris Williams & Co. Ltd is a private limited company incorporated under English law with its registered office at 8th Floor, 20 Farringdon Street, London EC4A 4AB, UK, registered with the Registrar of Companies for England and Wales, registration number 07078852. Harris Williams & Co. Ltd is authorized and regulated by the Financial Conduct Authority. Harris Williams & Co. Corporate Finance Advisors GmbH is registered in the commercial register of the local court of Frankfurt am Main, Germany, under HRB 107540. The registered address is Bockenheimer Landstrasse 33-35, 60325 Frankfurt am Main, Germany (email address: hwgermany@harriswilliams.com). Geschäftsführers/Directors: Jeffery H. Perkins, Paul Poggi, VAT No. DE321666994. Harris Williams is a trade name under which Harris Williams LLC, Harris Williams & Co. Ltd and Harris Williams & Co. Corporate Finance Advisors GmbH conduct business.

The information and views contained in this content have been prepared in part by Harris Williams. This content does not purport to be comprehensive or to contain all the information that a recipient may need in order to evaluate any investment or potential transaction. This content is not a research report, as such term is defined by applicable law and regulations, and is provided for informational purposes only. Any and all information, including estimates, projections and other forward-looking statements, presented in this document may involve various assumptions and significant elements of subjective judgment and analysis that may or may not be correct. Harris Williams has not independently verified, and neither Harris Williams nor any other person will independently verify, any of the information, estimates, projections or forward-looking statements contained herein or the assumptions on which they are based. The information contained in this document is made as of the date hereof unless stated otherwise. Harris Williams does not expect to update or otherwise revise this document nor provide any additional information, nor correct any inaccuracies herein which may become apparent.

This content is intended for institutional use only and should not be relied upon by retail investors or members of the general public. The information contained herein is believed by Harris Williams to be reliable but Harris Williams makes no representation or warranty as to the accuracy or completeness of such information, and information contained herein that is based on material prepared by others may involve significant elements of subjective judgment and analysis which may or may not be correct. Opinions, estimates and projections contained herein constitute Harris Williams’ judgment and are subject to change without notice.

This content is not to be construed as investment advice an offer to buy or sell or a solicitation of an offer to buy or sell any financial instruments or to participate in any particular transaction, nor shall this content form the basis of any contract. It does not constitute and should not be construed as an endorsement or recommendation of any entities’ products or services.

No part of this material may be copied or duplicated in any form or by any means, or redistributed, without Harris Williams’ prior written consent.

HW

Appendix

Public Market Operational and Valuation Metrics¹

As of June 30, 2022
\$ in Thousands

Company	Market Capitalization	Enterprise Value	% of 52-Week High	LTM Gross Margin	LTM EBITDA Margin	Enterprise Value/				
						LTM Revenue	NTM Revenue	LTM EBITDA	NTM EBITDA	
Clinical / Administrative										
EMR										
Allscripts Healthcare Solutions Inc.	\$1,720,576	\$2,036,066	63.8%	49.5%	9.0%	1.3x	3.3x	15.0x	11.7x	
Definitive Healthcare Corp.	2,239,361	2,812,955	45.6%	88.2%	19.1%	15.7x	11.8x	82.1x	41.2x	
NextGen Healthcare Inc.	1,186,248	1,146,442	79.7%	55.8%	5.5%	1.9x	1.8x	34.8x	10.1x	
American Well Corporation	1,150,440	513,315	33.9%	42.4%	NM	2.0x	1.8x	NM	NM	
Computer Programs and Systems Inc.	462,919	596,513	85.0%	50.2%	16.8%	2.1x	1.9x	12.2x	10.1x	
Median	\$1,453,412	\$1,591,254	54.7%	52.7%	9.0%	2.0x	2.5x	34.8x	11.7x	
RCM / Performance										
R1 RCM Inc.	8,711,702	9,426,802	75.2%	21.5%	18.0%	6.2x	4.6x	34.4x	17.3x	
Premier Inc.	4,209,764	4,654,928	84.7%	56.0%	26.1%	3.0x	3.4x	11.3x	9.3x	
Evolent Health Inc.	2,812,869	2,948,108	88.8%	27.3%	2.9%	3.0x	2.4x	NM	31.4x	
Median	\$4,209,764	\$4,654,928	84.7%	27.3%	18.0%	3.0x	3.4x	22.9x	17.3x	
Other Administrative										
Teladoc Health Inc.	5,352,875	6,120,798	19.8%	67.8%	NM	2.9x	2.4x	NM	23.0x	
Doximity Inc.	6,737,297	5,940,273	32.3%	88.4%	33.5%	17.3x	13.1x	51.6x	30.7x	
Omniceil Inc.	5,027,545	5,375,888	60.7%	48.6%	11.6%	4.5x	3.7x	38.6x	20.1x	
Health Catalyst Inc.	785,141	608,202	24.4%	48.7%	NM	2.4x	2.0x	NM	NM	
Phreesia Inc.	1,306,593	1,051,753	32.9%	60.7%	NM	4.6x	3.6x	NM	NM	
HealthStream Inc.	664,330	649,885	69.8%	65.4%	11.6%	2.5x	2.4x	21.5x	12.5x	
Median	\$5,027,545	\$5,375,888	32.3%	60.7%	22.6%	4.5x	3.6x	45.1x	23.0x	
Clinical / Administrative Median	\$2,526,115	\$2,880,531	53.2%	52.7%	14.8%	3.0x	3.3x	34.8x	20.1x	
Pharma										
Pharma	-	-	0.0%	0.0%	0.0%	0.0x	0.0x	0.0x	0.0x	
IQVIA Holdings Inc.	40,470,356	52,004,356	76.0%	34.4%	18.9%	3.7x	3.5x	19.4x	15.1x	
Veeva Systems Inc.	30,665,902	27,881,417	57.6%	72.6%	27.7%	14.5x	12.3x	52.3x	31.2x	
Syneos Health Inc.	7,352,578	10,440,759	68.8%	23.3%	12.6%	2.0x	1.8x	15.5x	12.1x	
Pharma Median	\$19,009,240	\$19,161,088	63.2%	28.9%	15.8%	2.8x	2.6x	17.5x	13.6x	
Consumer Healthcare										
Consumer Healthcare	-	-	0.0%	0.0%	0.0%	0.0x	0.0x	0.0x	0.0x	
GoodRx Holdings Inc.	2,347,030	2,201,692	12.3%	93.8%	8.4%	2.8x	2.6x	33.1x	10.7x	
WEX Inc.	6,998,686	8,368,380	74.7%	71.2%	31.4%	4.3x	3.7x	13.6x	8.0x	
HealthEquity Inc.	5,179,331	6,023,687	74.2%	55.5%	22.4%	7.7x	7.1x	34.5x	22.4x	
Consumer Healthcare Median	\$3,763,181	\$4,112,690	43.3%	63.4%	15.4%	3.5x	3.1x	23.4x	9.4x	
Euro HCIT										
Euro HCIT	-	-	0.0%	0.0%	0.0%	0.0x	0.0x	0.0x	0.0x	
CompuGroup Medical SE & Co. KGaA	2,219,141	2,861,627	49.1%	35.1%	15.0%	2.4x	2.5x	15.8x	11.2x	
EMIS Group PLC	1,428,688	1,349,981	97.2%	47.4%	24.4%	5.9x	6.3x	24.3x	19.4x	
Euro HCIT Median	\$1,428,688	\$1,349,981	49.1%	35.1%	15.0%	2.4x	2.5x	15.8x	11.2x	
Total Comp Set Median	\$2,579,950	\$2,861,627	57.6%	48.7%	15.0%	3.0x	3.3x	21.9x	13.6x	

Recent Sector Transactions Detail^{1,2}

Closed Date	Target	Acquirer	Business Description	Enterprise Value (\$M)	Implied EV / Revenue	Implied EV / EBITDA
Pending	Dacima Software Inc.	EvidentIQ Group GmbH	Provider of electronic data capture and clinical data management software for clinical trials	*	*	*
Pending	LifeWorks Inc.	TELUS Corporation	Provider of digital wellness and benefits administration solutions for individuals	\$2,239	2.8x	21.5x
Pending	MediFox GmbH	ResMed Germany Inc.	Provider of software solutions for ambulatory nursing care service providers	\$990	11.9x	*
Pending	Operating Assets of Jvion Inc.	Lightbeam Health Solutions LLC	Provider of healthcare technology solutions	*	*	*
06/30/22	Healthcare Data and Analytics Assets of IBM Watson Health	Francisco Partners Management LP	Provider of data sets and products, including Health Insights, MarketScan, Micromedex, and imaging software offerings	*	*	*
06/21/22	Cloudmed	R1 RCM Inc.	Provider of financial planning tools for health systems	\$4,089	*	*
06/21/22	Convey Health Solutions Inc.	TPG Capital LP	Provider of healthcare technology and business process outsourcing solutions	\$1,100	*	*
06/08/22	Cerner Corporation	Oracle Corporation	Provider of health care information technology solutions and tech-enabled services in the United States and internationally	\$29,349	5.1x	20.1x
06/06/22	LeanTaaS Inc.	Bain Capital Private Equity LP	Provider of a hospital management platform	*	*	*
06/02/22	Random42 Limited	The Lockwood Group LLC	Provider of 3D medical animation solutions for healthcare	*	*	*
05/31/22	MD CLOUD SERVICES GmbH	MediFox GmbH	Provider of cloud hosting services	*	*	*
05/30/22	Florence Staffing Ltd	Seek Investments Pty Ltd; AXA Venture Partners SAS	Provider of a marketplace that connects health care professionals and organizations	*	*	*
05/10/22	Unis Health	Riverside Partners LLC	Provider of electronic health record (EHR), medical billing, business intelligence, and practice advisory services for ambulatory providers	*	*	*
05/10/22	Momentum Healthcare Inc.	Civica Group Limited	Provider of information technology software systems for post-acute care	*	*	*
05/02/22	Healthmap Solutions Inc.	Highmark Health Ventures LLC; Diamond Castle Holdings LLC; WindRose Health Investors LLC	Provider of specialty chronic care management solutions	*	*	*
05/02/22	Net Assets of Allscripts Hospitals and Large Physician	N. Harris Computer Corporation	Comprises Sunrise, Paragon, Allscripts TouchWorks, Allscripts Opal, STAR, HealthQuest, and dbMotion solutions	\$700	0.8x	4.8x
04/11/22	SecureLink Inc.	Imprivata Inc.	Provider of VPNs and shared desktop solutions for managing vendor-privileged access and remote support to clients across the globe	*	*	*
04/06/22	Intelycare Inc.	Kaiser Permanente Ventures; Endeavour Vision SA; Longitude Capital Management Co. LLC; Revelation	Provider of on-demand staffing services for healthcare organizations	*	*	*
04/06/22	SOC Telemed Inc.	Patient Square Capital LP	Provider of acute care telemedicine services and technology to hospitals, health systems, and physician groups	\$348	4.3x	NM
04/05/22	Clarify Health Solutions Inc.	SoftBank Vision Fund 2; Insight Venture Management LLC; KKR & Co. Inc.; BlackRock Inc.	Provider of a health analytics platform that delivers patient, provider, and market insights via software applications for health plans, health systems, physician groups, ACOs, and life sciences companies	*	*	*
04/05/22	Revecore	Growthcurve Capital LP	Provider of specialty reimbursement solutions that identify and recover additional revenue for hospitals and health systems in the United States	\$500	*	17.9x